2026 MECHANICSVILLE ROTARY

CHRISTMAS PARADE

New This Year

NEW Parade Theme: *"Christmas Movies"*

Application Deadline – November 1, 2026

All Applications must be submitted online by **November 1, 2026**:

https://www.mechanicsvillerotary.org/mechanicsville-christmas-parade

If we reach the maximum capacity (100 units) before that date, any entries will be added to a waitlist.

Staging Times

Divisions 1, 2, 3, 4 and 5 between 12:00 and 12:30
Division 6, 7, 8 between 12:45 and 1:15
Division 6 stages at Mechanicsville Elementary School

Drop Off and Parking

Parade participants may be dropped off at Hanover Green Drive and Mechanicsville Turnpike (the Post Office side). Only vehicles participating **IN** the parade are allowed on Hanover Green Drive. There will be no parking on Hanover Green Drive.

Street Closures

Hanover Green Drive will be closed to thru traffic at 12 noon.
The Parade Route will be closed to all traffic at 1:30 pm.

Unit Vehicle Count Limit

We have a limited amount of space for staging as well as a limit to the amount of time to complete the parade. For this reason, we must limit the size of any unit to 20 standard sized vehicles. Large vehicles might have to be limited as well on a case-by-case-basis.

Sirens on Units and Vehicles

Sirens are reserved for emergency purposes only. There are emergency vehicles in this parade and use of sirens is strictly prohibited before, during and after the parade.

If you need further help or answers after viewing the Parade Packet and Forms provided, you may contact David Fuller (804-690-5666) or Bret Atwood, Parade Chairs, or e-mail parade@mechanicsvillerotary.org

Rules, Regulations and General Information
For the Mechanicsville Rotary Christmas Parade 2026
December 6, 2026 - Starting promptly at 2:00 PM

Safety 1st
Safety is our primary concern. Please watch out for each other to make this parade a safe and fun event.

Medical Forms
A medical release form is required for each person under 18 years of age. The form is so treatment can be administered without delay and also, the form is for your protection as well. A MEMBER OF YOUR GROUP MUST CARRY THE FORMS WITH THEM SO THEY CAN BE READILY AVAILABLE IN CASE OF AN EMERGENCY.

Candy or Handouts
For safety reasons, **NOTHING IS TO BE THROWN**. However, candy or handouts may be **passed** out along the parade route. **Violations of this rule will result in the removal of the unit from the parade and the violating group will not be allowed in next year's parade**

Unit Number Placements
The first vehicle or person for your group or organization **MUST** display unit numbers, in order to be seen easily by **judges**. The placement should be in the left side of vehicle windshield or someone in your group on the left side walking.

Staging
Staging times: Please be prompt. Arrive at your assigned time.

Divisions **1**, **2, 3**, **4** and **5** be at your assigned staging area between 12:00 to 12:30 PM

Divisions 6, **7**, and **8** be at your assigned staging area between 12:45 to 1:15 PM

Division **6** at the Mechanicsville Elementary School (MUST BE READY TO BE ESCORTED TO HANOVER GREEN DRIVE AT 1:30 PM).

There will be signs at each staging area, marking where each Division will stage. Please know which division you are assigned to and proceed to your designated staging area. A Parade Marshall will greet you and help you get situated. Also at this time and location, the Parade Marshall (Division Leader) will mark you present and provide you with your **UNIT NUMBER**.

The staging area is only for parade participants. Please drop off the participants as quickly as possible and move your vehicle to the disbanding area. You will not be allowed to park on Hanover Green Drive.

The Parade will step off promptly at 2:00 PM on Sunday, December 6, 2026

Disbanding
The parade is officially over at Elm Drive. You are encouraged to use the Mechanicsville Recreation Center to disband. Also if you use anywhere along Elm Drive, you must park off the street as not restrict vehicle or pedestrian flow.

Parade Safety Marshals and Staff
Safety marshals and staff will be wearing yellow jackets. Hanover County Deputies will be in uniform.

New Sirens on Units and Vehicles not permitted to be used during Parade
Sirens are reserved for emergency purposes only. There are emergency vehicles in this parade and use of sirens is strictly prohibited before, during and after the parade.

Names of Participants riding in vehicles
All vehicles carrying Beauty Queens or Officials must have signs displaying the persons' **name and title**.. **All signs are the responsibility of the unit.**

Parade Theme
This year's theme is **"Christmas Movies"** All units are requested to be decorated to reflect the Parade Theme or a Christmas Theme.

Alcoholic Beverages
NO ALCOHOLIC BEVERAGES before, during and after the parade. Anyone disobeying this rule will be removed from the Parade. Further, the entire unit could be removed at the discretion of parade officials.

Santa
No unit other than the float designated by the Parade Committee as the "Official Santa Float," may have any individuals dressed as **Santa, Mrs. Santa or Santa-Like figures or representations thereof**. You will be asked to leave the parade area.

Float Riders
Float riders under the age of 12, must be accompanied by an adult. Each unit is responsible for the safety of all its riders. Provisions must be made to ensure their safety.

New Unit Vehicle Count Limit
We have a limited amount of space for staging as well as a limit to the amount of time to complete the parade. For this reason, we must limit the size of any unit to 20 standard sized vehicles. Large vehicles might have to be limited as well on a case-by-case-basis.

Walkers & Marchers
Walkers are to be dressed appropriately reflecting the Christmas Season, The Parade Theme or costumed to comply with the theme of the float or group. Walkers must be attentive when walking in front, behind and beside the floats or vehicles.

Drivers
All drivers must remain with their vehicles or units. It is the **DRIVER'S responsibility** to keep up with the unit in front of you. The parade should have no GAPS in order for the parade to move along smoothly and quickly.

Horses, Animals
Any unit having horses and/or other animals **MUST make arrangements to have droppings "scooped" IMMEDIATELY**. Please, no autos or trucks should be used for picking up droppings. **Droppings may not be dumped at the disband area**.

All Units
Please keep the parade moving at all times. Remember that unless directed by Parade Officials or a Police Officer, there is to be **NO STOPPING** or waiting for hand shaking or passing out candy.

Fire/Rescue
Fire and Rescue units will be playing music only. When they sound their sirens, they will be responding to an active call. At that time, please move your unit to the right to enable the emergency fire/rescue unit out of the parade.

Confederate Flags or Emblems
There will be no displays of Confederate flags or emblems by participants of the parade.

Political Advertisement
There is no political advertisement or messaging within the parade, either walking or on vehicles.

Music
All music played during the parade is to be **"Traditional"** Christmas music.

Soft Drinks/Water/Food
There will be mobile concessions along the parade route. Feel free to bring your own refreshments.

Trash Receptacles
For your convenience, trash receptacles will be placed along the entire route. Please do not litter.

Restroom Facilities

Check your parade route map for approximate locations of relief stations.

Awards

Awards **WILL NOT** be presented at the parade. **Each winning unit will be contacted by phone or email to the person submitting the application for that unit**. All winners will be listed in the Mechanicsville Local the following week.

THE PARADE WILL BE HELD RAIN OR SHINE. THERE IS NO RAIN DATE. If parade is to be cancelled due to Safety reasons such as lightning, snow or ice, the person signing application will be notified by 11:00 AM on parade day. That person will be responsible to notify all parties in their group or organization.

These rules and regulations are subject to change without notice

List of Categories to Be Judged

Mechanicsville Rotary Christmas Parade 2026

Best In Keeping With the Theme First Place
"Christmas Movies"

Best In Keeping With the Theme Second Place
"Christmas Movies"

Best Equestrian Unit (2 or more units must be entered to qualify for this award)

Best Large Motorized Unit (Commercial) i.e.: Large Flatbed, Tractor Trailer or large group of vehicles.

Best Large Motorized Unit (Non Commercial) i.e.: Large Flatbed, Tractor Trailer or large group of vehicles.

Best Small Motorized Unit (Commercial) i.e.: Vehicle pulling Small Trailer or a couple of vehicles.

Best Small Motorized Unit (Non Commercial) i.e.: Vehicle pulling Small Trailer or a couple of vehicles.

Best Scout Unit

Best Musical Unit (Non Band)

Judges Pick

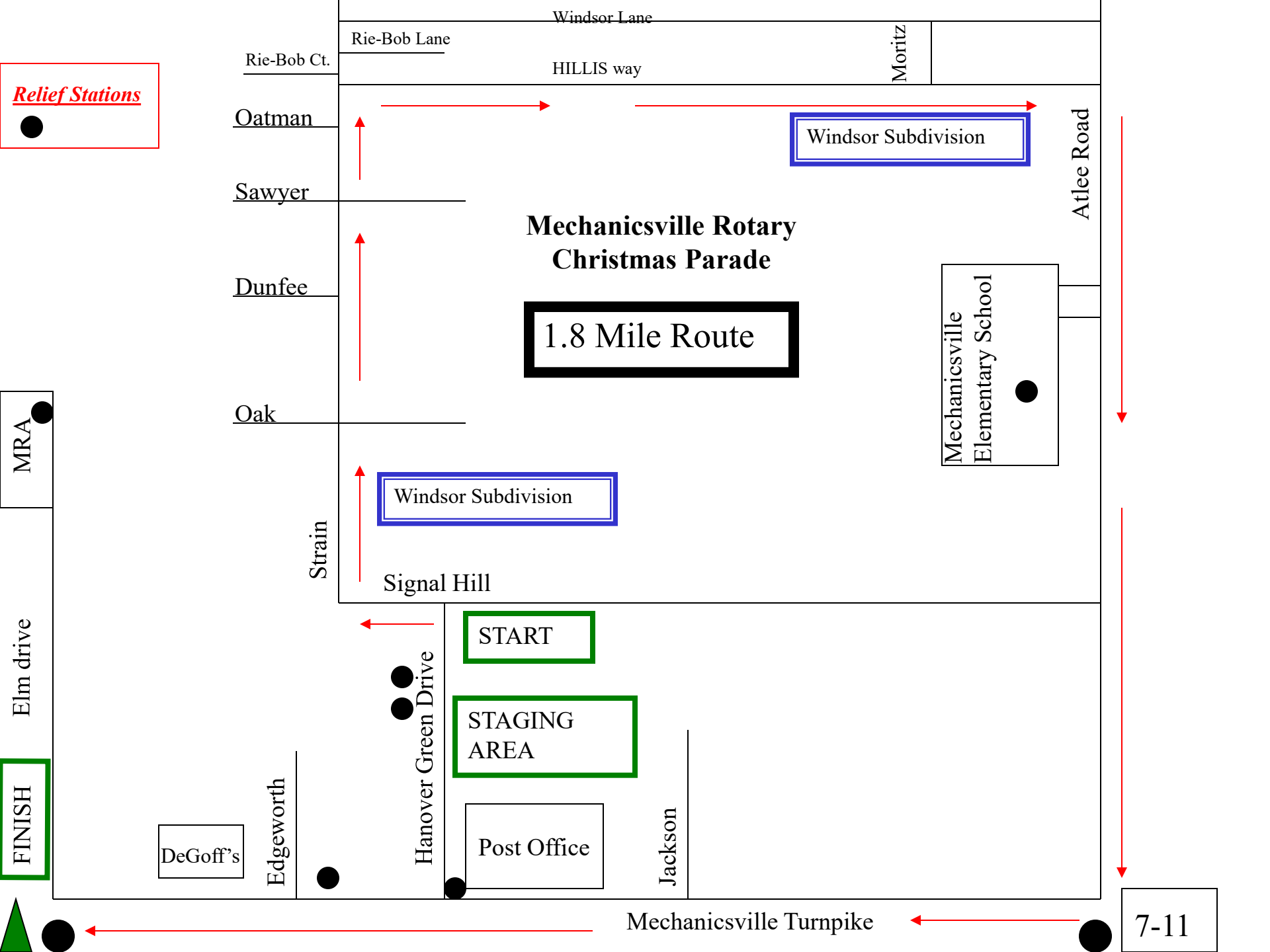
Relief Stations
Windsor Lane
Rie-Bob Lane
Rie-Bob Ct.
HILLIS way
Moritz
Oatman
Sawyer
Dunfee
Oak
Windsor Subdivision
Atlee Road
Mechanicsville Rotary
Christmas Parade
1.8 Mile Route
Mechanicsville
Elementary School
MRA
Windsor Subdivision
Strain
Signal Hill
START
Elm drive
Hanover Green Drive
STAGING
AREA
FINISH
DeGoff's
Edgeworth
Post Office
Jackson
Mechanicsville Turnpike
7-11

STAGING TIMES
2026

Staging

Divisions **1**, **2**, **3** **4** and **5** be at your assigned staging area between 12:00 to 12:30 PM

Divisions 6, **7** and **8** be at your assigned staging area between 12:45 to 1:15 PM

Division **6** at the Mechanicsville Elementary School (YOU MUST BE READY TO BE ESCORTED TO HANOVER GREEN DRIVE AT 1:30 PM).

There will be signs at each staging area, marking where each Division will stage. Please know which division you are assigned to and proceed to your designated staging area. A Parade Marshall will greet you and help you get situated. Also at this time and location, the Parade Marshall (Division Leader) will provide you with your UNIT NUMBER.

The staging area is only for parade participants. Please drop off the participants as quickly as possible and move your vehicle to the disbanding area. **You will not be allowed to park on Hanover Green Drive.**

The Parade will step off promptly at 2:00 PM
on
Sunday, December 6, 2026

Disbanding

The parade is officially over at Elm Drive. If you use anywhere along Elm Drive, you must park off the street, as not to restrict vehicle or pedestrian flow.

AGAIN THIS YEAR

If your unit is in an automobile club or a unit that does not need to go onto Elm Drive to drop off, you will be allowed to go straight at Elm Drive onto 360 WEST. You will **NOT** be allowed to turn **LEFT** at the light. **Straight ahead only.**

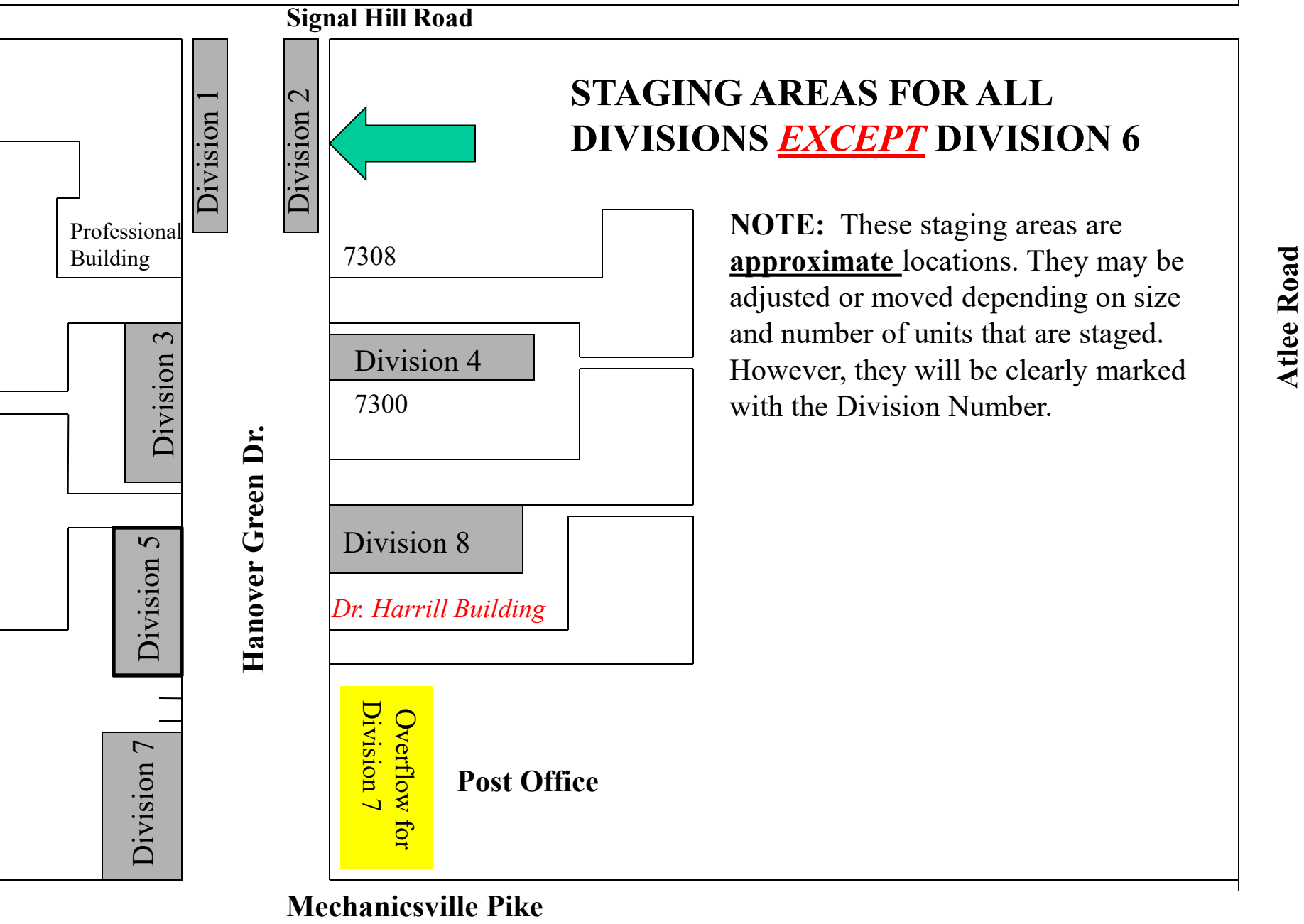

NOTE: These staging areas are **approximate** locations. They may be adjusted or moved depending on size and number of units that are staged. However, they will be clearly marked with the Division Number.

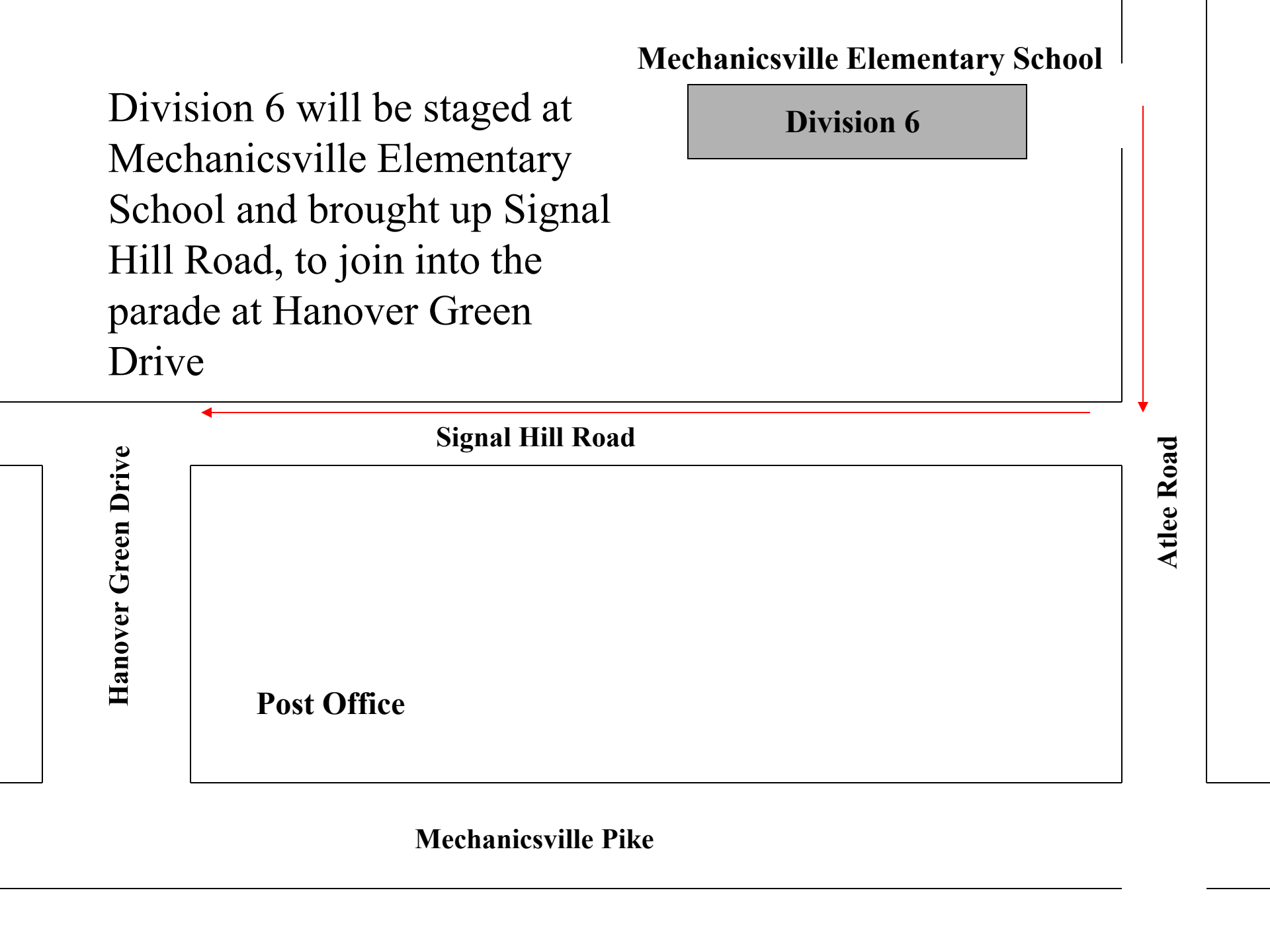
Mechanicsville Elementary School
Division 6
Division 6 will be staged at Mechanicsville Elementary School and brought up Signal Hill Road, to join into the parade at Hanover Green Drive
Signal Hill Road
Hanover Green Drive
Atlee Road
Post Office
Mechanicsville Pike

DIVISION 6 - RETURN ROUTE

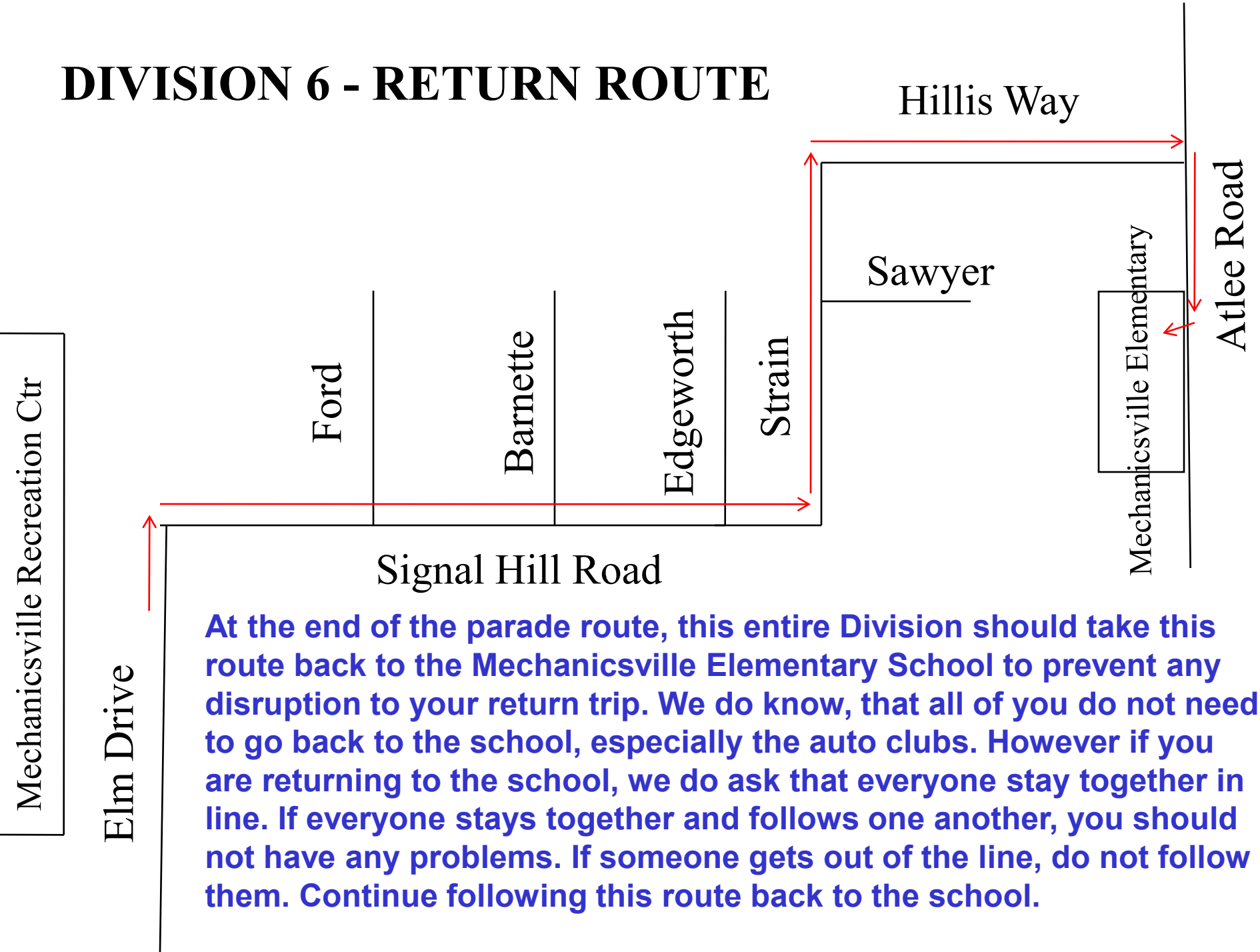

At the end of the parade route, this entire Division should take this route back to the Mechanicsville Elementary School to prevent any disruption to your return trip. We do know, that all of you do not need to go back to the school, especially the auto clubs. However if you are returning to the school, we do ask that everyone stay together in line. If everyone stays together and follows one another, you should not have any problems. If someone gets out of the line, do not follow them. Continue following this route back to the school.